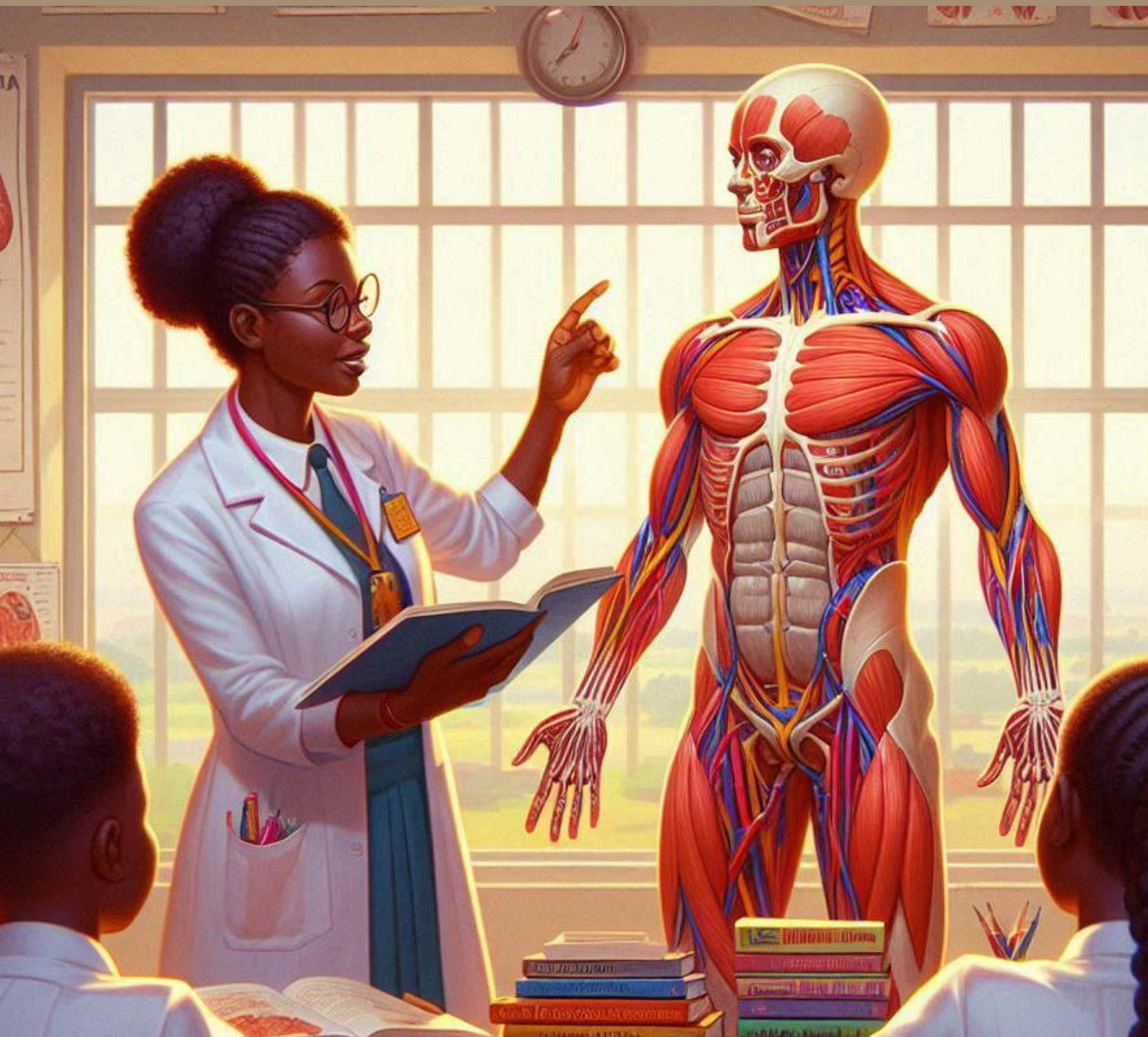


SECTION

3

INTRODUCTION
TO HUMAN BODY
SYSTEMS



HUMAN BODY SYSTEMS

Anatomy and Physiology

INTRODUCTION

Anatomy and physiology are important concepts in understanding the human body. By learning about both, you will appreciate how the structure and components of each system supports its function, and how the different systems of the human body are interconnected to maintain overall health and well-being.

Understanding how the body's systems are connected and work together is very important for staying alive and healthy. In this section, you will look at how different body systems help each other to make sure the body works well and stays balanced. By studying these connections, you will explore why it is important for these systems to work together to keep the body running smoothly. This knowledge will help you appreciate the complexity and harmony required for the body to function effectively and remain healthy

Now let's look at the definitions of human anatomy and human physiology.

At the end of this section, you should be able to:

- Explore the structure, functions and parts of the major human body systems.
- Describe the interconnections between human body systems.
- Evaluate how the interconnections and interactions of multiple body systems are necessary for life

Key Ideas

- Human anatomy deals with the study of the structure and relationships between the body parts.
- Human physiology is the study of how the body functions together.
- Human body is made up of many systems that work together to support life and enable the body function.
- The human body is made up of different systems that work together to keep us healthy.
- These human body systems are interconnected, meaning they rely/depend on each other to function properly.
- Maintaining balance and stability within the body, known as homeostasis, is essential for overall health.

HUMAN ANATOMY AND ITS RELATION TO HUMAN PHYSIOLOGY

Human anatomy is the study of the structure and relationships between the body parts. It provides a detailed understanding of how the body is organized and how its parts interact to support overall function.

Human physiology is the study of how the body parts function together. It explores the processes that enable the body's organs and systems to work together, maintaining life and supporting various activities necessary for health and survival.

The Human Body Systems

The human body comprises of ten (10) systems and these systems are:

1. Musculoskeletal System
2. Nervous System
3. Cardiovascular or Circulatory System
4. Endocrine System
5. Integumentary System
6. Respiratory System
7. Digestive System
8. Lymphatic System
9. Reproductive System
10. Urinary System

Components and Functions of the Human Body Systems

1. Musculoskeletal System

The musculoskeletal system consists of muscles, bones, tendons, ligament, and cartilage. This system helps us perform everyday activities like moving around, lifting objects, and staying upright. Bones supports our body, protects vital organs and is responsible for producing blood in the bone marrow.

2. Nervous System

The nervous system controls everything we do. It comprises of the brain, nerves, spinal cord and neurons. They play key roles in response to stimuli such as touch, pain, sound, and light (sensory). It analyses data received from other brain areas to form appropriate responses (integration). It enables us to perform motor functions like touching, walking, and running. It controls our breathing, heartbeat, sneezing, and digestion (Involuntary or reflex functions).

3. Circulatory/Cardiovascular System

The circulatory system is like a delivery service for our body. It is composed of the heart, blood vessels (arteries, veins, capillaries) and blood – plasma, white blood cells (leukocytes), red blood cells (erythrocytes), and platelets. Oxygen, nutrients and hormones are transported through the body by this system. Also, white blood cells provide immunity against infections and certain components of red blood cells prevents you from bleeding excessively through blood clotting. Waste produced in the body such as carbon dioxide and metabolic by-products such as urea and creatinine are removed by this system. Finally, this system regulates fluid balance.

4. Endocrine System

The endocrine system is comprised of the hypothalamus, pancreas, pituitary gland, adrenal gland, thyroid gland, testes, and ovaries. The endocrine system is one of the body's communication networks, using hormones to send messages. Adrenaline helps the body respond to stress by increasing heart rate and energy levels. Oestrogen and progesterone are involved in the female reproductive system, regulating menstrual cycles and pregnancy. Testosterone affects growth and development, especially in males, influencing muscle mass and body hair.

5. Integumentary System (The Skin)

The integumentary system, which includes the skin, hair, nails, sweat and sebaceous (oil) glands, serves many important functions. It protects our body from injuries, pathogens, and harmful substances. Our skin also lets us feel sensations like touch, pain, and temperature. It helps regulate body temperature by sweating when we are hot and having goosebumps on our skin when we are cold (**refer to Week 9**). Sweat and oil glands in the skin remove waste products such as salts and urea. Additionally, when exposed to sunlight, our skin synthesises Vitamin D, which is crucial for healthy bones.

6. Respiratory System

The respiratory system consists of the nostril, mouth, larynx (voice box), pharynx (throat), trachea, bronchi, bronchioles, alveolar ducts, alveoli sac and lungs. The respiratory system functions to transport oxygen and carbon dioxide, facilitating gaseous exchange by inhaling oxygen and exhaling carbon dioxide. It enables us to smell things (olfaction) and produce speech.

7. Digestive System

The digestive system helps our body break down food and get the nutrients it needs. It includes the mouth, pharynx, oesophagus, stomach, small intestines, large intestines, rectum, and anus. This system allows us to take in food (ingestion), break it down with enzymes like amylase, pepsin, and lipase (digestion), and absorb necessary nutrients such as amino acids, fatty acids, glucose, and vitamins (absorption). Unabsorbed materials are then excreted from the body through the rectum and anus during defecation.

8. Lymphatic System

The lymphatic system, made up of lymph nodes, lymphatic vessels, tonsils, spleen, and thymus, protects the body against infections and diseases and works with the circulatory system. It supports the immune system by producing and moving white blood cells, helping us fight infections. It maintains fluid balance by collecting excess fluid from tissues and aids in waste removal by filtering out bacteria and dead cells. Lastly, it transports nutrients, like fats and fat-soluble vitamins, throughout the body.

9. Reproductive System

The reproductive system is responsible for creating new life. The reproductive system includes the ovaries, fallopian tubes, uterus, cervix, vagina, prostate, testes, and penis. It is responsible for the production of gametes (eggs and sperm), facilitates fertilization, and supports gestation and pregnancy. The system produces hormones such as testosterone and oestrogen, aids in milk production also known as lactation, and plays a crucial role in sex differentiation.

10. Urinary System

The urinary system, comprising the kidneys, ureters, bladder, and urethra, performs several key functions. It filters the blood to remove waste products, excess ions, and water, processes these substances in the kidneys to form urine, and then excretes the waste products, including urea and creatinine, from the body. Additionally, it regulates blood volume and pressure, controls blood pH, and maintains appropriate levels of metabolites.

Activity 3.1: Human Body System

1. Scan the QR codes below or click on the following links: ([The Human Body Systems](#)) watch videos on the human body systems.



The Human Body Systems

2. Which body systems did you notice in the videos?
3. Discuss with another classmate or friend the components and functions of the various human body systems noticed in the video.

Activity 3.2: Create a simple, working model of the human respiratory system

Materials needed: a piece of cardboard, 2 balloons, a pair of scissors, 3 straws, sticky tape, marker/pencils

1. Divide yourselves into groups
2. Scan the QR code below and follow a step-by-step process to create a model of the human respiratory system.
3. Each group should present their completed model to the class, identify the components and function of their model.




Model of the respiratory system

Activity 3.3: Measure and compare the pulse rates before and after exercise

Materials needed: timer/watch, notepad, and pen.

1. Pair up with another student and decide who will be **student A** and **student B**.
2. **Student A:** sit down quietly for some time to ensure pulse (heartbeat) is at resting rate.
3. **Student B:** place two fingers (index and middle finger) on the inner wrist below the base of the thumb or place two fingers on the side of the neck below the jawbone of Student A.



4. **Student B:** count the number of beats you feel in 60 seconds to obtain the resting pulse rate. Record the resting pulse rate on the notepad.
5. **Student A:** jog in place for 3 minutes.
6. **Student B:** after this 3 minute, measure the pulse again for 60 seconds.
7. Compare the resting and post-exercise pulse rates and calculate the difference between the two rates.
8. Discuss what human body systems are responsible for this increase in pulse rate and what are potential functions of this increase. *Consider the roles of the respiratory system and circulatory system*

Extended Reading

- Click on this [link](#) to learn more on the human body systems

INTERCONNECTIONS BETWEEN HUMAN BODY SYSTEMS

How the human body works and how it responds to different conditions is an interesting topic. One fascinating aspect is how your body systems are interconnected and work together to maintain balance and health. In this lesson, you will explore these connections and learn how your body systems collaborate to keep you well.

Before we look at the interconnectedness between the body systems, let us briefly recap the human body systems discussed previously with their main functions.

Overview of Human Body Systems

1. Digestive system: Breaks down food and absorbs nutrients.
2. Respiratory system: Brings oxygen into the body and removes carbon dioxide.
3. Circulatory system: Transports nutrients, oxygen, and waste products throughout the body.
4. Nervous system: Coordinates body activities and sends messages between cells.
5. Endocrine system: Produces hormones that regulate various bodily functions.
6. Immune system: Defends the body against infections and diseases.
7. Musculoskeletal system: Supports the body and allows movement.
8. Integumentary system: Protects the body from external threats and regulates temperature.

Interconnections Between Human Body Systems

The following examples demonstrate the interconnectedness of the human body systems.

Nervous System and Endocrine System

The nervous system and the endocrine system are the two main control systems in the body. The nervous system sends fast signals using electrical impulses, while the endocrine system releases hormones into the bloodstream for slower, long-term effects. These systems work together to manage different body functions. For instance, the hypothalamus in the brain controls body temperature through the nervous system and also sends hormones to the thyroid gland, telling it to release thyroid hormones that manage metabolism.

Respiratory and circulatory systems

The respiratory system and the circulatory system work together to provide oxygen to cells and remove carbon dioxide. The respiratory system, including the lungs, swaps oxygen and carbon dioxide between the air and the blood. The circulatory system, made up of the heart, blood vessels, and blood, moves oxygen-rich blood from the lungs to the body's tissues and brings oxygen-poor blood back to the lungs. These two systems depend on each other to deliver oxygen and nutrients to cells and take away waste products from cells.

Digestive and circulatory systems

The digestive system breaks down food into nutrients that enter the bloodstream. The circulatory system, mainly the cardiovascular system, then transports these nutrients to cells throughout the body for energy, growth, and repair.

Endocrine and reproductive systems

Hormones produced by the endocrine system regulate various processes in the body. Also, hormones released by the endocrine system support reproductive functions and the development of reproductive organs. For example, hormones play an important role in regulating menstrual cycle, release of eggs as well as sperm production in the female and male reproductive systems respectively.

Skeletal System and Muscular System

The skeletal system provides structural support to the body and protection to the vital organs. It also serves as an attachment point for muscles allowing movement and providing stability. The muscles, in turn, work together with the skeletal system to generate movement and maintain posture.

Immune System and Lymphatic System

The immune system defends the body against infections and diseases. The lymphatic system, which is a part of the immune system, helps circulate lymph fluid containing immune cells throughout the body, aiding in identifying and eliminating pathogens.

HOMEOSTASIS AND HOW HUMAN BODY SYSTEMS WORK TOGETHER TO MAINTAIN HEALTH

Now that you have looked at some examples how some of the human body systems are connected, let us go a step further to see how these systems maintain one's health while working together. But first, let's discuss the interesting phenomenon of homeostasis.

Homeostasis is the ability of the body to maintain internal stability in an organism in response to environmental changes. Maintaining a stable internal environment within your body regardless of changes happening outside the body and in the external environment is very important.

Below are some reasons why homeostasis is important.

Importance of Homeostasis

1. **Optimal Functioning:** Homeostasis makes sure that cells, tissues, and organs in the body have the right conditions to work properly. This includes keeping body temperature, blood pH, blood glucose levels, and fluid balance under control.
2. **Survival and Adaptation:** Living organisms need to adapt to changes in their external environment. These adjustments include things like the eyes adapting to see in a dark room and shivering to produce heat when it's cold. Homeostasis helps organisms respond and adjust to these changes, allowing them to survive in different conditions.
3. **Energy Efficiency:** A stable internal environment helps conserve energy by preventing unnecessary physiological responses to external changes. Instead of constantly reacting to varying conditions, the body can focus its energy on essential functions. For instance, you lose your appetite when you're full and feel thirsty when you're dehydrated.
4. **Organism Health:** Homeostasis is essential for maintaining overall health. It ensures that organs and systems work together smoothly, reducing the risk of diseases and disorders caused by imbalances, such as kwashiorkor, hyperthyroidism (goiter), and beriberi.
5. **Cellular Communication:** Homeostasis involves intricate communication between cells, tissues, and organs through various signalling pathways. This communication is essential for coordinating responses and maintaining balance. For example, when faced with a threat like seeing a snake, the nervous system tells the endocrine system to release hormones like adrenaline and cortisol. This interaction between the nervous and endocrine systems leads to increased blood pressure, breathing, and heart rates. As a result, muscles contract and relax rapidly, prompting either fighting (using a nearby stick against the snake) or fleeing (running away). **Scan QR code below to watch a video on the fight-or-flight response.**



Fight-or-flight response

6. **Temperature Regulation:** Keeping a steady body temperature is vital for enzyme activity and metabolic processes. Homeostasis regulates body temperature, safeguarding against the harmful impacts of extreme temperatures. For instance, when it's hot, sweating helps cool the body, while in cold weather, shivering generates heat to maintain warmth.

How Human Body Systems Work Together to Maintain Health and Homeostasis

Multiple systems are interconnected, each with specific functions still work to main homeostasis and internal stability promoting good health.

Let's look an overview of how these systems do this:

Nervous System

The nervous system detects changes in the environment and sends signals to the brain. For example, if the body gets too hot, the brain signals sweat glands (via the nervous system) to cool the body down.

Endocrine System

The endocrine system releases hormones that help adjust bodily functions. For example, insulin, produced by the pancreas, regulates blood glucose levels by signalling cells to take up glucose from the blood.

Respiratory System

The respiratory system helps maintain the body's oxygen and carbon dioxide balance. It facilitates gaseous exchange, supplying oxygen to the bloodstream and removing carbon dioxide. This helps regulate the pH of the blood, as carbon dioxide affects the blood's acidity.

Circulatory System

The circulatory system transports oxygen, nutrients, and hormones throughout the body. It also helps distribute heat and maintains fluid balance, ensuring that cells receive proper nourishment and also waste products are removed.

Digestive System

The digestive system breaks down food into nutrients, which are then absorbed into the bloodstream. This system helps regulate glucose levels, electrolyte balance and pH, ensuring a constant supply of energy and essential molecules to maintain homeostasis.

Understanding homeostasis and the interconnectedness of body systems highlights how the body works as a cohesive unit to maintain health. Each system plays a vital role, and their seamless cooperation ensures that we stay balanced and healthy (see **Figure 3.1** for an illustration of the interconnectedness of the body systems).

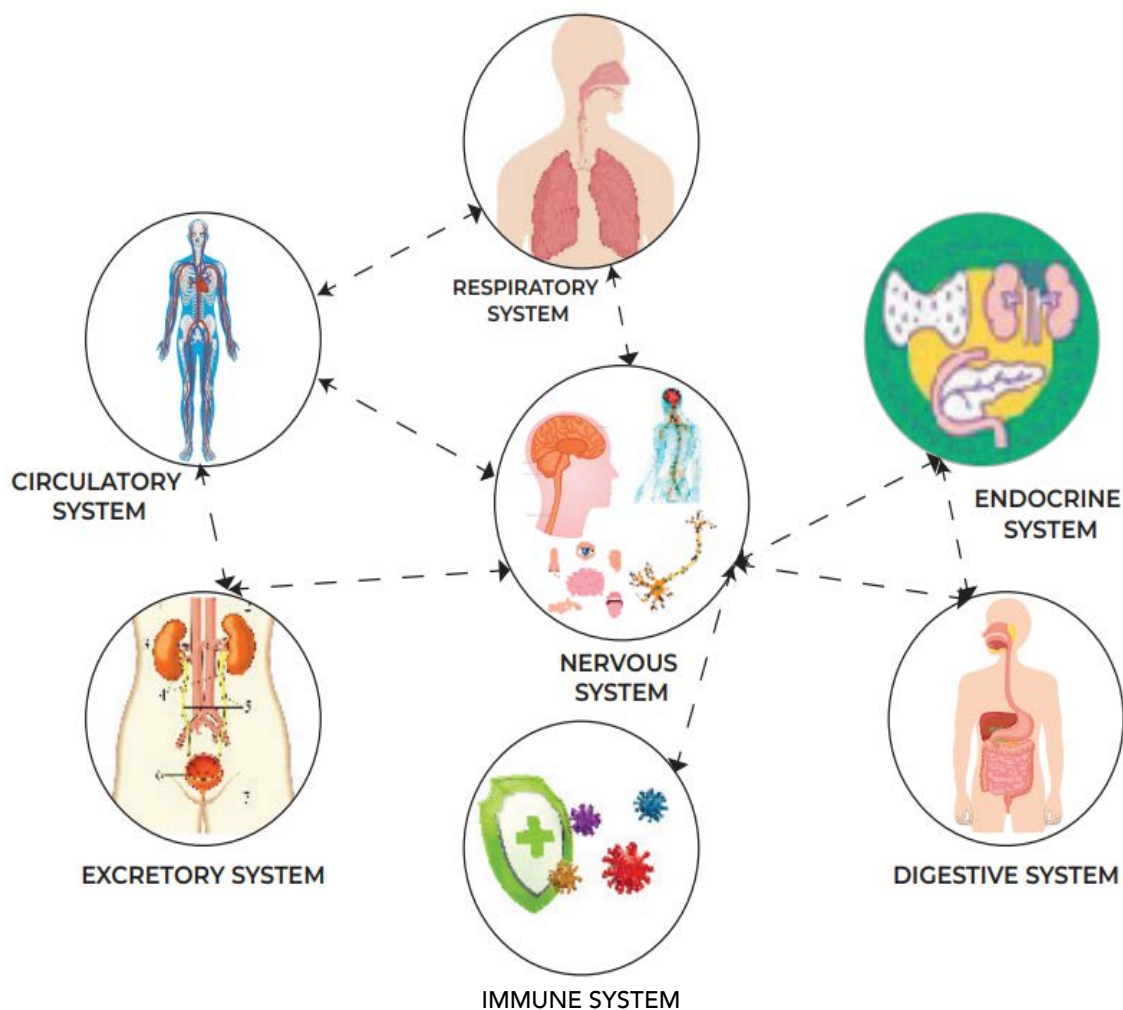


Figure 3.1: Concept map indicating interconnections of the human body system.

Activity 3.4: Body Systems Relay Race:

This activity is to demonstrate that interconnection involves two or more connections and any influence on one can affect the other(s).

1. Invite five friends and hold hands in a row.
2. Allow another friend to stand at one end of the row and pull the hand of the last person.

3. Observe how this action can cause others in the row to be affected by the pull.
4. How can you explain the importance of the interconnection of the human body systems after performing the activity?
5. Share and discuss your thoughts with your friends.

Activity 3.5: Homeostasis Simulation:

1. Undertake a five-minute exercise by running from one end of the corridor to the other. This will ensure the body's homeostasis is disrupted (*exercise causes body temperature to rise*).
2. Discuss how different body systems work together to restore balance.

Activity 3.6: Interconnection of systems

This activity is to help you to understand the concept of the interconnection between the nervous system (eyes and ears) and the musculoskeletal system for balancing.

1. Try to balance on an upturned pot, or brick or broken cement block using one leg with
 - a. eyes open and
 - b. eyes closed.
2. Share with the whole class the difficulty level(s) in balancing under these two conditions, that is, (with the eyes opened and with the eyes closed).
3. Why do you think you faced difficulty(See **Figure 3.2** for an Illustration of the activity).

Note: *Interconnectedness of the eyes, ears and muscles for balance is explained in this exercise This is because the brain uses information from the inner ear AND the eyes to maintain balance.*



Figure 3.2: Illustration of the interconnectedness of the eyes, ears and muscles for balance




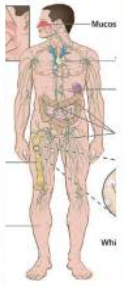
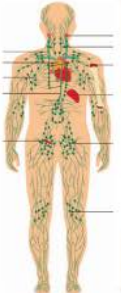
Self-Assessments

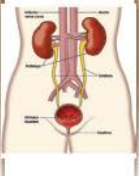


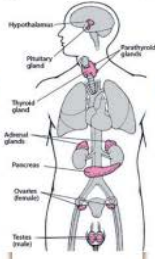
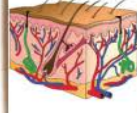
1. **Understanding Interconnections:** Reflect on the body systems relay race activity. Did you understand how different systems interact to maintain health? Can you give examples of interconnections between body systems?
2. **Homeostasis Awareness:** Think about the homeostasis simulation. Were you able to identify how the body responds to disruptions and restores balance? How does this relate to the interconnections between body systems?

See answers to self-assessments in Annex 1.

Extended Reading:

1. Aoi, W., & Marunaka, Y. (2014). *Importance of pH homeostasis in metabolic health and diseases: crucial role of membrane proton transport. BioMed research international, 2014.*
2. Billman, G. E. (2012). Homeostasis: the dynamic self-regulatory process that maintains health and buffers against disease. In *Handbook of Systems and Complexity in Health* (pp. 159-170). New York, NY: Springer New York.
3. Wang, S., & Qin, L. (2022). *Homeostatic medicine: a strategy for exploring health and disease. Current Medicine, 1(1), 16.*

					
System	NERVOUS	DIGESTIVE	CIRCULATORY	IMMUNE	LYMPHATIC
Interactions with other systems	Controls all other systems Hypothalamus - maintains homeostasis by working with all systems	1. w/circulatory - absorbs & deliver the digested nutrients to the cells 2. w/muscular - control the contractions of many of the digestive organs to pass food along 3. w/nervous- hypothalamus maintains homeostasis by triggering appetite (stomach growling), digest.	1. w/respiratory - deliver O2 from lungs to cells to lungs 2. w/digestive - absorb and deliver digested nutrients to cells 3. w/excretory - kidney filter cellular waste out of blood for removal 4. w/lymphatic - both transport things to and from cells 5. w/immune - transports WBCs throughout body to fight diseases	1. w/circulatory - transports WBCs to fight invaders 2. w/lymphatics - has lots of WDCs to fight invaders, spleen filters bacteria/viruses out of blood 3. w/skeletal - WBCs made in bone marrow 4. w/integumentary - prevents invaders from getting in	1. w/immune - holds lots of WBCs to fight pathogens 2. w/circulatory - to transport materials to and from cells
	w/ = with				

					
System	EXCRETORY	RESPIRATORY	MUSCUSKELETAL	ENDOCRINE	INTEGUMENTARY
Interactions with other systems	1. w/circulatory - filters waste out of blood 2. w/lungs - removes excretory waste 3. w/integumentary - removes excretory waste	1. w/circulatory - takes in O2 for delivery to cells and removes CO2 brought from cells 2. w/excretory - removes excretory waste 3. w/nervous - controls breathing 4. w/muscular - diaphragm controls breathing	1. w/circulatory - produce blood cells 2. w/immune - produce white blood cells 3. circulatory and respiratory - protects its organs 4. w/digestive - allows organs to contract to push food through 5. w/respiratory - diaphragm controls breathing 6. w/circulatory - controls pumping of blood (heart) 7. w/nervous - controls all muscle contractions	1. w/circulatory - transports hormones to target organs 2. w/nervous - maintain homeostasis, hormone release 3. w/reproductive - controlled by hormones 4. w/skeletal - controls growth of bones	1. w/excretory - removes cellular waste 2. w/nervous - controls body temperature (sweating, goose bumps) 3. w/immune - prevents pathogens from entering
	w/ = with				

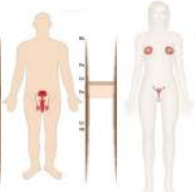
	
System	REPRODUCTIVE
Interactions with other systems	1. w/endocrine - controls production of sex cells 2. w/muscular - uterus contracts to give birth - controlled by hormones
	w/ = with

Figure 3.3: Interconnectedness of the various human body systems

INTERCONNECTIONS OF THE HUMAN BODY SYSTEMS SUPPORT LIFE

The human body systems are connected and must work together to support life. These systems ensure the body functions well and stays balanced (maintains homeostasis).

Now, let us explore how the different systems interact and depend on each other to keep the body healthy and functioning.

1. **Energy Production and Distribution:** The respiratory system supplies oxygen to the circulatory system, which delivers it to cells all over the body. Cells use this oxygen to produce energy. The digestive system breaks down food into nutrients, which are also transported by the circulatory system to fuel energy production.
2. **Waste Removal:** The circulatory and respiratory systems work together to remove waste products like carbon dioxide from the body. The circulatory and urinary systems also work together to produce and eliminate urine. Blood is transported to the kidneys, where it is filtered by the nephrons to remove waste products (such as urea, creatinine, ammonia, uric acid), excess ions, and water to form urine. The circulatory system then carries the urine away for excretion. The digestive system removes solid waste through faeces. The integumentary system (skin) gets rid of waste like water, electrolytes, urea, and ammonia through sweating. The nervous system controls sweating to cool off the body when it gets hot.
3. **Defence against Disease and Infections:** systems such as immune, lymphatic, circulatory, digestive, respiratory, and integumentary (skin) systems work together to defend the body against diseases and infections. The immune system recognises and fights disease causing organisms (pathogens). The lymphatic system moves immune cells and fluids around the body to target and remove these pathogens. The integumentary system (skin) acts as a physical barrier to prevent pathogens from entering the body. White blood cells in the circulatory system, like lymphocytes (B and T cells), neutrophils, monocytes, and macrophages, play an important role in the body's defense against pathogens (immune defense). They detect and destroy pathogens, produce antibodies, and coordinate immune responses. Organs such as the nose, trachea, and the lungs found in the respiratory system prevent inhaled pathogens from reaching deeper tissues. Mucus and cilia in the respiratory tract trap and remove foreign particles and pathogens. The digestive system stops pathogens from entering through the gastrointestinal tract. Stomach acid, digestive enzymes, and gut-associated lymphoid tissue (GALT) destroy ingested pathogens. The nervous and endocrine systems regulate immune responses through neuroendocrine signaling and hormone production, affecting inflammation and immune cell activity. These defense mechanisms are essential for the body's survival and health.
4. **Communication and Coordination:** The nervous system communicates to various body parts by sending signals to and from these parts, coordinating all systems to work together. The endocrine system produces hormones which serve as chemical messengers that regulate and coordinate activities across

different systems. This enables a quick response to environmental changes and maintenance of internal balance.

5. **Temperature Regulation:** Various body systems such as the nervous, circulatory, and integumentary systems work together to effectively regulate body temperature (see figure 1). The interplay of these various systems prevents the body from getting too hot (hyperthermia) or too cold (hypothermia), either of which could be deadly. The hypothalamus of the nervous system acts as the body’s thermostat, monitoring and maintaining normal body temperature. In hot weather, sweat glands in the skin (integumentary system) produce sweat that evaporates from the skin to cool the body. In cold weather, hairs on the skin stand up, the body shivers, and muscles such as arrector pili contract to form goosebumps on the skin to help retain heat. Blood vessels of the circulatory system in the skin either widen or dilate (vasodilation) to increase blood flow to the skin, facilitating heat loss or they can narrow/constrict (vasoconstriction) to reduce blood flow to conserve heat.
6. **Reproduction:** The reproductive system is vital for the survival and perpetuation of species. It relies on hormones from the endocrine system to regulate its functions. The nervous system contributes to sexual arousal and response. The circulatory system ensures sufficient blood flow to reproductive organs. The respiratory and digestive systems provide essential oxygen and nutrients for gamete production and development of the foetus. The immune system helps protect reproductive organs and the developing baby from infections. During pregnancy, it prevents the body from rejecting the baby (immune rejection). Muscles in the pelvic floor are crucial for sexual function and childbirth. The skeletal structure supports the growing baby during pregnancy and aids in childbirth.



Fun fact: Did you know that when you get scared, your body’s interconnected systems spring into action? Oh yes! Your nervous system signals the adrenal glands of the endocrine system to release adrenaline, which quickly increases your heart rate and energy levels, thanks to the circulatory system. This “fight or flight” response helps you react swiftly to danger, showing how multiple systems work together to keep you safe!

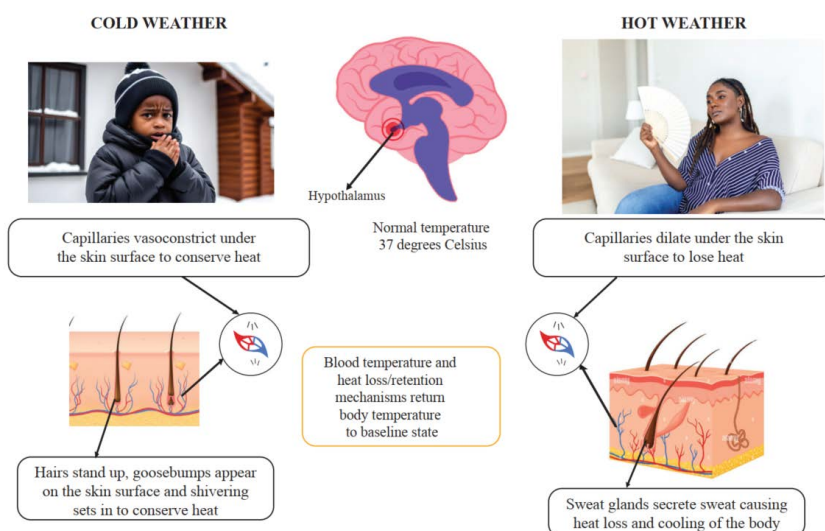


Figure 3.4: The interconnectedness of the human body systems for temperature regulation

Activity 3.5: Interdependent body systems

1. Scan the QR code provided to access a video on interdependent body systems.
2. While watching, take note of examples where different systems collaborate and support each other.
3. After watching, discuss with your classmates, relatives, friends, or write down:
 - a. Three examples of interdependence between body systems.
 - b. Why it is important for these systems to work together.
 - c. How disruptions in one system can affect others and overall health.



Activity 3.6: Interconnectedness of body systems in energy production and distribution

1. In small groups, research how the digestive and circulatory systems contribute to energy production and distribution.
2. Create a simple flowchart showing
 - a. key organs involved
 - b. Processes of functions related to energy production or distribution within these systems
 - c. Identify connections to other body systems.
 - d. Present your flowchart to the class.
 - e. Explain how the digestive and circulatory systems support energy production and distribution to the class
 - f. Discuss any interconnections or dependencies between different body systems for efficient energy use.

Activity 3.7: Exploring Interconnections of Human Body Systems

Materials needed

- Research materials (textbooks and online resources).
- Poster boards or digital presentation tools.
- Markers, colored pencils, or digital drawing tools.
- Images and diagrams of body structures/systems.
- Glue, tape, scissors, and optional props or models.

Procedure

1. Choose a specific life activity (e.g., digestion, circulation, respiration, movement)
2. Research and identify the primary body systems involved in the chosen life activity
3. Outline how these systems interconnect and collaborate to support the activity
4. Create a visual representation to clearly illustrate the interconnectedness of the identified body systems
5. Discuss with the class how these systems work together to support the activity you chose

Precautions

- a. *Handle materials and tools safely*
- b. *Use reliable research sources*
- c. *Avoid using substances that may cause allergic reactions in participants*

Extended Reading

1. How the Nervous System Interacts with Other Body Systems: <https://faculty.washington.edu/chudler/organ.html>
2. The 6 Major Body Systems <https://www.joliet86.org/assets/1/6/BODYSYSTEMNotes.pdf>
3. Organ Systems that Work Together | Overview & Functions <https://study.com/academy/lesson/how-organ-systems-work-together.html>

Review Questions 3

REVIEW QUESTION 3.1

1. Larbie is preparing for the school science fair with a project on the human body system. In the morning, Larbie stretches, feeling his muscles contract and his joints move as he gets out of bed. After breakfast, he heads outside for a run. As he is running, he trips and falls, landing hard on his leg. He feels a sharp pain and realizes that he can't stand up. At the hospital, the doctor tells Larbie that he has broken his leg and has to stay in bed to recover
 - a. Which system of Larbie's body has been affected by his broken leg, and name some parts of this system?
 - b. What ability has Larbie lost because of his injury?
2. Adjoba suddenly feels a sharp pain in her hand after touching a hot stove and immediately takes her hand off it. Explain how the human nervous system responds to this situation.
3. Adjoba's reaction to the hot stove involves not only her nervous system but also other systems in her body. Discuss which other systems may be involved in responding to this situation and how they contribute to Adjoba's overall reaction. *Consider the roles of the muscular and integumentary systems.*

REVIEW QUESTIONS 3.2

1. Explain homeostasis.
2. State three examples of homeostasis in humans.
3. How are body systems interconnected, and why is this important for maintaining health?
4. Describe the role of the circulatory system in supporting other body systems.
5. Explain how disruptions in homeostasis can affect multiple body systems.

REVIEW QUESTIONS 3.3

Kwame Yeboah is an athlete running a 5000m race during an inter-school's athletic competition. After the running 4 out of the 12.5 laps, he began to pant and breathe heavily. Sweat began to pour from his skin and his heart was beating faster. As he approached the 10th lap, fatigue started to set in. His muscles burned, and his pace slowed. He quickly ingested glucose, a simple sugar that could be rapidly absorbed and utilised by his body. After ingesting the glucose, he felt a surge of energy and increased his pace. He stayed alert throughout the race and outran several competitors in the final lap to emerge the winner. After the race, he fanned himself until there were no visible sweat on the skin.

1. Identify the systems of the body which were involved in the running activity
2. Identify at least two human body systems that were involved in the following activities
 - a. Sweating of the athlete
 - b. Panting of the athlete
 - c. Alertness of the athlete
 - d. Production of energy from the glucose ingested by the athlete
 - e. Cessation of sweat production
3. How do you think the digestive system contributed to the success of the athlete?
4. How do the various body systems coordinate for an athlete to run?

References

1. *Bartsch RP, Liu KK, Bashan A, Ivanov PCh. Network Physiology: How Organ Systems Dynamically Interact. PLoS One. 2015 Nov 10;10(11):e0142143. doi: 10.1371/journal.pone.0142143. PMID: 26555073; PMCID: PMC4640580.*
2. *How can a failure in the endocrine system affect the digestive, circulatory, and excretory systems?* <https://www.britannica.com/video/177096/discussion-organ-systems-human-body-another-influence>
3. *Richard Leed (2017): Interdependent Body Systems* <https://www.youtube.com/watch?v=dGtrJtIDIPw>
4. *Revere Health (2016): You Can't Have One without the Other: How Body Systems are Connected.* <https://reverehealth.com/live-better/how-body-systems-connected/>

Acknowledgments



Ghana Education Service (GES)



List of Contributors

Name	Institution
Solomon Wireko	Kumasi Technical University
Henry Kyeremateng Acheampong	Kumasi Center for Collaboration Research
Richmond Yeboah	Kumasi Technical University
Davidson N. K. Addo	Bosomtwe Girls STEM