

SECTION

11

WRITING USING TRICKY WORDS AND ALTERNATIVE SPELLINGS



Writing

Production And Writing

INTRODUCTION

Dear learner, you are welcome to this section of Intervention English lesson. I hope you feel good leaning English language, right? Good! In the last section, our lesson was about *listening comprehension*. You learned how to exchange ideas through oral communication or speaking. This week, there will be two lessons. The first lesson will look at how to use tricky words to write meaningful sentences. In the second lesson, you will also learn how to use alternative spellings to write meaningful sentences. The two lessons will focus on writing. There are activities in the lesson to help you learn effectively. When you go through the lessons successfully, you will improve your spellings and writing skills. You are encouraged to follow the lessons carefully and perform all the activities to measure your progress. Enjoy the lesson!

By the end of the lesson, you as the student will be able to;

1. Write Meaningful Sentences With Tricky Words
2. Identify alternative spellings and apply them in writing sentences

Key Ideas

A word that is difficult to pronounce or sound is called tricky. The words we see or meet many times in reading or writing are known as High-Frequency words. The study of how speech sounds are made or pronounced is referred to as phonetics. Words that sound the same but have different meanings are called Homophones. Different ways of spelling the same sound are known as alternative spellings.

USING 'TRICKY' WORDS

Tricky words refer to words that have unusual spellings, and do not follow the regular phonetic patterns. We use many tricky words in our writings and that is

why it is important to learn how to spell and pronounce them. For example, the word ‘**dog**’ is not tricky because you can segment it into its individual sounds as- /d/ /o/ /g/ and then blend correctly into the word. However, if you try to sound out the word ‘go’, you would get /g/ /o/ which sounds like ‘**goh**’. Tricky words are not easy to blend as a beginner in learning to read and write. For instance, the word ‘**Wednesday**’ has a silent letter ‘d’ (which is not sounded but written), and this makes the word tricky when writing. Tricky words call for visual recognition. Examples are **who, why, here, down, what, only**, and so on. Study the letters in the table carefully and perform the activity that follows it.

Activity 11.1a

Rearrange the letters to form the words in the box.

yb	dol	ewre	nlyo	ahs	ym
----	-----	------	------	-----	----

Activity 11.1b

Rewrite the sentences below and use the tricky words formed in the box to complete them appropriately.

1. My friend’s bag is _____
2. She _____ a pet dog.
3. The students _____ having fun.
4. It is _____ textbook.
5. They can sit _____ me.
6. He _____ one pencil.

Amazing! You have done well.

The **table 11.1** below shows a list of tricky words. You are expected to look at the parts of the words that make them tricky.

I	he	are	said	come	oh	look
no	she	her	have	little	Mrs	asked
the	we	was	like	one	people	could
to	me	all	so	were	their	here

go	be	they	do	there	called	now
into	you	my	some	what	Mr	number
nothing	many	two	where	word	friend	good
from	write	you	put	none	new	month
try	day	how	about	also	another	between
other	want	been	being	by	may	five
of	one	our	out	over	own	down
mother	father	eight	cover	once	before	always

You have to know that most tricky words are frequently used. Words which are often used in written texts are called High Frequency or Sight words.

High-frequency words (also known as sight vocabulary) are a group of frequently used words that are both phonetically regular and irregular and do not require much effort to remember. Some examples are jet, yes, kid, swim, step, stop, frog, it, and, as, the, and so on. These words are normally easy to write or spell you may see them more in written text or hear them in spoken language.

Now, let us see if you can identify the trick words in the activity that follows. Good luck!

Activity 11.2

Rewrite the following sentences and fill in the gaps with the appropriate tricky word in the table.

number	Many	my	do	me	water
--------	------	----	----	----	-------

1. Adwoa is.....friend.
2. The teachers like.....
3. Where.....you want us to meet?
4. Do you care for some.....?
5. The nurse dialled my father's.....

I hope the activity was interesting? You are amazing! Now, learn how to pronounce the words you used to complete the sentences, close your Learner Material, spell and write the words.

Steps for Learning or Decoding Tricky Words

The following steps will help you learn to spell and write tricky words easily.

1. Sound out the parts of the word you know before the ones you do not know.
2. Learn more letters and their related sounds.
3. Make a list of tricky words and sound them out in different ways.
4. Learn tricky words by sight (look at the letters in the word often)

Let us consider the word **'many'**:

Step 1: parts you can sound out are in colours: **m** **a** **n** **y**

Step 2: look for the sound that the **'a'** letter represents

Step 3: find other words that have the same sound as **'a'** but are sound out differently.

You can realise that it is easy to recognise or sound the consonant sounds than the vowel sounds. Therefore, when you are decoding tricky words, look at the sounds you can easily recognise before the ones that are difficult to sound. Follow the steps to decode the words in the activity that follows.

Activity 11.3

Work with your friend or classmate to decode the tricky words below:

1. have
2. come
3. you
4. my
5. they

Congratulations! You are great. Let us look at some ways you can learn to spell or write tricky words.

Learning Tricky Words

- You may use flashcards to learn tricky words as indicated below:




Fig. 11.1: Example of flashcards

Once you build a flashcard like this, try to look at the words frequently to get used to the sounds in the words. Repeat the words any time you look at them. This will help keep the words in your mind and make spelling and writing easy.

- You can also use *look and say*; *look, say and write*; *cover and write*.

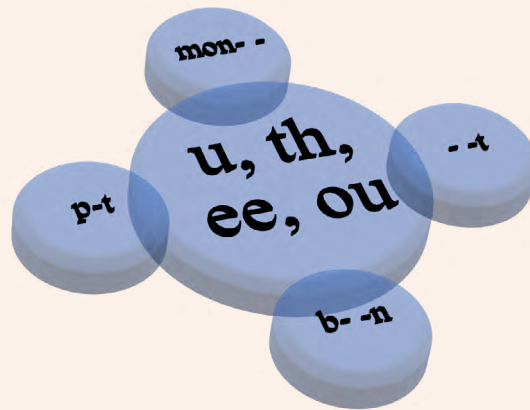
Look and say	Look, say and write	Cover and write
you		
they		
all		
are		
I		
no		
go		
to		
what		
about		

Practise this often so that you can get used to the sounds in the words to make spelling and writing easy. Look at the words and pronounce them. Then, look at the words again, pronounce and write them. Finally, cover the words and write them on your own. When you do this always, you will be able to spell and write tricky words easily.

Perform the activity that follows.

Activity 11.4

Discuss in groups and fill the gaps in the words with the sounds in the middle circle. Use each word formed to write a meaningful sentence.



Great job, my friend! Now, let us learn some few things about tricky words.

1. Tricky words have unusual letter combinations (some letters are doubled- as in **accommo**date)
2. Tricky words are homophones (words that sound the same but have different meanings- **two** and **too**).
3. Tricky words do not follow common phonetic rules (sounds are not regular).
4. Tricky words have silent words (the 'e' in the word '**some**' is silent when the word is produced).
5. Tricky words have letters that make different sounds than usual (e.g., the 'i' sound in **five** and **little** are not the same).

Good, click on the links below to learn some basic tricky words. Learn to sing the tricky word songs and put in your own tricky words to practise spelling and writing. Enjoy this moment.

1. <https://youtu.be/TvMyssfAUx0>
2. <https://youtu.be/3NOzgR1ANc4>
3. <https://youtu.be/ri4u0TjAZ38>
4. <https://youtu.be/R63T5jV0Zbs>

How do you feel, my good friend? Interesting! Now that you have learn some tricky words and how they are written, the next thing is to use them in writing.

You are going to read a short story to identify tricky words and use them to write meaningful sentences. Enjoy this moment.

Read the narrative below:

My dog is called Brown. I play with brown every day. Brown loves following me around. My friends are always happy to play with me because of Brown. My little sister follows Brown around the house and it is always a delight to watch.

Activity 11.5

Use each of the following words below to write a similar narrative.

delight play because friends little always

Good job! Make a poster of these words and try to write them most often. Once you do this, you will become familiar with tricky words and using them in writing will be easy.

IDENTIFYING AND USING ALTERNATIVE SPELLINGS

Here, you are going to learn the different ways of spelling or writing the same sounds. Learning how letters change into sounds is one way of writing effectively. What you have to keep in mind is that, sounds may be represented by different letters in different words. Alternative spelling is one way of understanding how sounds help writing of words.

Alternative spellings are different ways of spelling the same sounds. This means that the same sound may appear differently in different words. Therefore, when you are learning how to write words, you have to find out the other ways in which the same sounds in the words may appear in other words. For example, study the diagram below for the alternative spellings of the sound /ai/

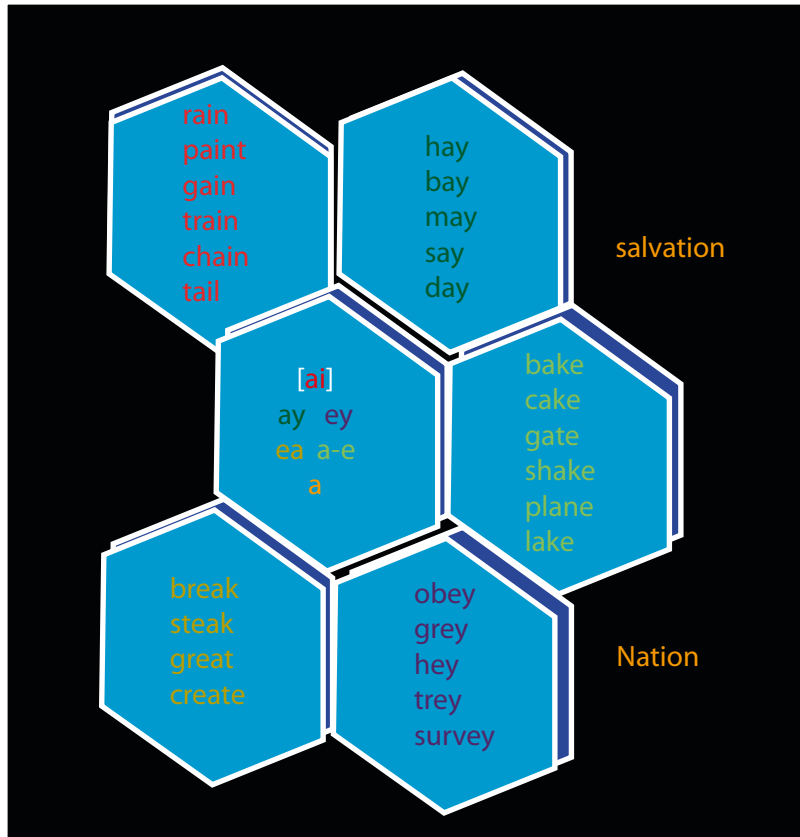


Fig. 11.2: Diagram for the alternative spellings of the sound /ai/

The alternative spelling for the sounds include:

/ai/-----/ay, ey, a, a-e, ea, eigh/

/ee/-----/e-e, ea, -y, i, i,e, ey, e/

/ue/----/ew, u, u-e, ui/

/oa/ (/o, ow, ow, o-e/)

Now, perform the activity below. Try not to copy any of the words shown in the diagram above. Good luck!

Activity 11.6

Complete the table below with five words each of the sounds indicated in colours.

ai	a-e	ay
gain	take	spray

Congratulations!

Activity 11.7

Read the short story below aloud and write down the words that have the letter sound **/ai/**.

It is time for snack break. The maid in grey brought a tray and put it on the table. It has cakes and steaks That is great!

Wonderful! You are doing well.

I hope you can see the different ways of writing the same sound **/ai/**? The letter sounds **/ay, ey, ea, a-e** and **a/** are the alternative spellings for the letter sound **/ai/**.

Below are some basic sounds words and their alternative sounds words. Study the table carefully and read the words that follows the sounds.

Examples are:

BASIC SOUNDS		ALTERNATIVE SOUNDS	
/ai/ - Pain, rain	/ay/ - pay, play	/a-e/ - make, cake	
/ee/ - green, deep	/ea/ - eat, heat	/e-e/ - these, eve	/y/ sunny, lady
/ie/ - pie, cried	/igh/ - light, flight	/y/ - fly, my	
/oa/ - oat, boat	/ow/- low, grow	/o-e/ - bone, throne	
/ue/ - due, value	/ew/ - grew, chew	/u-e/ - flute, mute	
/er/ - her, herb	/ir/ - girl /ur/ - turn	/ear/ - wear, /air/- chair	/are/ -fare, care
/oi/ - boil, oil	/oy/- toy, joy		
/s/ (/ce/)- cement	/ci/ - circle,	/cy/- cycle, cylinder	
/j/ (/ge/)- gentle	/gi/ - ginger	/gy/- energy	
/or/ - form, torn	/au/ - august, laundry	/aw/ - dawn, yawn	
/k/ - kite, king	/ch/- choir, school	/k/ (/c/)- cat	
/f/- fish	/ph/ - phone		
/oo/ - moon	/u/ - put	/oul/ - would, should	
/e/ - egg	/ea/ bread, head		
/u/ - sun, under	/o/ - son	/ou/ touch, young	

Good! I hope you can write some words on your own that are alternative spellings of the sounds learnt from the table. Perform the activity below to find out how well you understand the alternative sounds you have studied in the table.

Activity 11.8

Write the words in the box under the appropriate sounds in the table.

coil, goal, kite, beat, globe, tea, glide, soy, bright, soil, glow, sleep, try, goat, choice, meat, phone, void, cheat, buy

S/N	oa	ie	ee	oi
1				
2				
3				
4				
5				

Good work done! You are an amazing learner.

You are going to look at some steps for learning alternative spellings. Please, follow the lesson carefully and practise on your own or with your classmates. Enjoy the section.

Steps for Learning Alternative Spellings

1. Practise writing words with alternative spellings regularly.
2. Engage your friend or classmate in dictation exercise using alternative words.
3. Use words with alternative spellings to form meaningful sentences.
4. Always identify alternative words in the stories or passages that you read.
5. Use the internet to search for alternative words and practice using them.
6. Create alternative-word posters to learn alternative spellings.

Activity 11.9

Identify the alternative words in the puzzle and group them according to sounds.


k	p	a	g	e	q	a
q	c	a	r	e	e	b
f	a	r	e	s	q	o
q	q	t	r	e	e	a
p	m	e	a	t	s	t
t	c	a	s	e	s	q
f	p	m	a	i	z	e


Well done! I hope you enjoyed the activity? You are doing well and I know you can identify alternative words in any material that you read. Keep practising alternative spellings with your friends or classmates.


REVIEW QUESTIONS


1. Fill the box with the appropriate tricky words.


he	she	we	was	you	they	all	my	her
----	-----	----	-----	-----	------	-----	----	-----


1. 

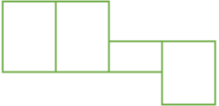
2. 


3. 


4. 

5. 

6. 

7. 

8. 

9. 

2. Use the words in the box to complete the paragraph below.

now Also father many write Some out
two

My.....is a wonderful man. He has.....daughters., I have a younger brother. We have.....family members.of them are very friendly. I..... letters to my uncles every Christmas. Most of them are.....of the country.....

3. Fill in the gaps with the correct tricky words listed in the table.

my	You	is	are	The	All	I
----	-----	----	-----	-----	-----	---

- a. This is _____ teacher.
- b. _____ cat is on the tree.
- c. The children _____ running.
- d. The laptop _____ black.
- e. _____ are my classmate.
- f. _____ friends are jumping.
- g. _____ am feeling happy.

4. Underline the words with alternative spelling in the following sentences.
- The girl eats one of those green apples.
 - The boy flies the kites in the sky.
 - I saw all the clothes in the laundry basket.
 - The gentleman got his energy from eating the ginger.
 - The people wearing the shirts and turned their heads.
 - The cattle graze in the maize farm around my place.
5. Use the following alternative words to form sentences.
- rain – day
 - light – bright
 - cheap – fee
 - goat – tone
 - bird – burn
6. Group the alternative spellings in the box under the sounds in the table

state	seat	show	grain	bird	more
sour	fare	hear	ear	know	key
toe	believe	foreign			

ai	ee	oa	or	er

ANSWERS TO REVIEW QUESTIONS

Q1:

he she we was you they all my her

The word search grid contains the following words:

- we
- her
- you
- she
- all
- my
- they
- was
- he

Q2. My father is a wonderful man. He has two daughters. Also, I have a younger brother. We have many family members. Some of them are very friendly. I write letters to my uncles every Christmas. Most of them are out of the country now.

Q3.

- This is my teacher.
- The cat is on the tree.
- The children were running.
- The laptop is black.
- You are my classmate.
- My friends are jumping.
- I am feeling happy.

Q4.

- The girl eats one of those green apples.
- The boy flies the kites in the sky.
- I saw all the clothes in the laundry basket.

- d. The gentleman got his energy from eating the ginger.
- e. The people wearing the shirts and turned their heads.
- f. The cattle graze in the maize farm around my place.

Q5. Use the following alternative words to form sentences.

- a. Perfect spent the entire day watching the rain fall against the window.
- b. Her smile was light and bright lifting the mood of the room.
- c. Your gate fee is very cheap.
- d. The tone of the voice of the goat changed while being slaughtered.
- e. His bird has a burn on the left leg.

Q6. Group the alternative spellings in the box under the sounds in the table.

state	seat	show	grain	bird	more
fare	hear	ear	know	key	toe
believe	foreign				

ai	ee	oa	or	er
state	seat	show	more	bird
grain	key	know	foreign	hear
	believe	toe		ear
				fare

EXTENDED READING

1. Learning Alternative Spelling

- a. http://www.phonicsinternational.com/Training_illustrated_The%20English%20Alphabetic%20Code.pdf



GLOSSARY

Spelling patterns

ai	air	ee	er	igh	oa	oo	or	ou	oy
ay	ear	ea	ur	ie	o-e	u-e	au	ow	oi
a-e	are	ey	ir	i-e	ow	ew	aw		
ey	ere	ie	or	y	oe	ue	ore		
					oh		our		
							oor		
							augh		

Other spellings

ure wh ph

SpellingBook © Copyright 2002, Spelling For Teachers (Phonics) www.spellingbook.co.uk

ACKNOWLEDGEMENTS



Ghana Education
Service (GES)



List of Contributors

Name	Institution
Benjamin Ornon Akrono	Islamic Girls SHS, Suhum
Fati Issifu	Buipe Girls' Model School
Lawrenda Osei-Anim	Accra Girls SHS