

SECTION

7

**USING VOCABULARY  
IN CONVERSATION**

# ORAL LANGUAGE

## Conversation (Speaking)

### INTRODUCTION

Dear Learner, you are warmly welcomed to this section of the Intervention English lesson. It has always been interesting to engage you. In the last section, our lesson covered Listening Comprehension. During the lesson, you learned how to listen attentively to ask clarifying questions and participate effectively in conversations. In this section, we are going to learn how to use new vocabulary correctly in relation to conversation or speaking. The lesson will allow you to learn the meaning and usage of given words in contexts. It is expected that you will apply the knowledge from this lesson any time you are learning new vocabulary. Follow the lesson carefully and perform all the given activities to assess your progress.

**By the end of the lesson, you as the student will be able to;**

Use new vocabulary correctly

#### Key Ideas

- Vocabulary is the total number of words an individual knows or acquires in a particular language.
- Context of a word refers to the different ways, situations, or environments that a word is used.

#### Activity 7.1

Before we begin the lesson, get three of your friends and play this exciting vocabulary game.

**Charades:** Have one student whisper a word to another student. The student then acts out that word and the first student to guess right can be the next player. You can use some of the action verbs learned in the previous lesson. The first student to guess wins a point. Keep the cycle going.

## USE OF VOCABULARY

Vocabulary is the collection of words in a language. They are words you use to communicate about the things in the world. Vocabulary requires understanding the meaning of words and being able to use them appropriately in various situations or contexts. The meaning of a word in one situation will be different in another situation. This means you must consider how a word is used to determine its meaning. Vocabulary helps us to have meaningful conversations with friends and make our ideas or intentions known. When we understand how words are used, we can communicate effectively.

For instance, let us look at the word ‘**review**’ in the following sentences and identify the context or how it is used.

1. My teachers review my assignments every day.
2. The review committee sits each day.

In the first sentence, the word *review* is used to describe the action your teachers take after every assignment. In the second sentence, the word *review* describes a group of people appointed for a specific function. Therefore, the word ‘**review**’ in the first sentence is used as a verb but in the second sentence, it is used as an adjective.

Good! For you to learn unfamiliar words, you need to consider the many ways the words can be used. If possible, link the word with some pictures, drawings, or objects to connect the word to its meaning. Some words bring pictures into your mind. For instance, what comes to mind when you hear the following words in the box?


broom	school	library	driver
tree	lady	gentleman	police

I hope you can link or connect the words to some pictures. Once this is done, you have made the first step towards identifying the meaning of some words.

**Activity 7.2**

1. Match each of the words to the pictures provided below.

broom	school	library	driver
tree	lady	gentleman	police



1.....

2.....

3.....

4.....



5.....

6.....

7.....

8.....

2. Use any **five** of the words in a simple sentence each.






Excellent job! Now, we are going to look at some pictures and use the correct vocabulary to talk about what we see or observe. The pictures below show people working together to keep the environment clean. Think and share ideas with a friend.

Picture	Write down what you see about the pictures
	
	
	
	

We can talk about the pictures using the correct vocabulary because of what we can see happening. Therefore, pictures, objects, or drawings can also help you understand meaning of words. Perform the activity below alone or together with a friend. Make sure you use the correct vocabulary.

**Activity 7.3**

Discuss the pictures below with a friend or classmate. Write down what you see about the pictures and compare your vocabulary with that of your friend or classmate.

Picture	Write down what you see about the pictures
	
	
	
	
	

Well done! How do you feel working together with your friend or classmate? Remember that as you study together with others, you learn new vocabulary from them.

## Mnemonic Associations

In addition to the image of the word, you can also use mnemonic associations (word associations) to help get ideas on the meaning of vocabulary. Mnemonic Association is an easy technique to help you remember new information. The idea behind it is that it is easier to remember added information when you link it to something you already know well.

To assist you, use the visual dictionary and thesaurus known as Visuwords. Click on the link below and observe some of the words associated with the target word 'book.' <https://visuwords.com/book>

book ledger, book agent, record book, book bag, Christian bible, play script, Qur'an, book binding, etc

### Activity 7.4

Now try your hands on using the visual dictionary and thesaurus, Visuwords, to find associated words for the following:

stadium	school	library	driver	courtroom
gentleman	police	hospital	market	church

We are now going to listen to an audio text and identify the vocabulary used. Use your knowledge from the previous section on, '*listening attentively to ask clarifying questions*'.

### Activity 7.5

1. Listen to the audio carefully and write down as many vocabulary as possible and then compare with the ones listed below the passage.

#### Akoobooks

**Title:** Why the Cat Catches Rats

**Written and narrated by:** Makafui (Carl Kugblenu)

Some key vocabulary from the audio text are listed below

headstrong   account   fond   native   obstinate   whipped

2. Use five of the vocabulary in the audio text to create flash cards for your personal use.

**Tip:**

On one side you write the word, and the type of word, e.g., noun, verb, etc.

On the other side write a definition or a sentence with the word inside. You could also write a translation or draw a picture.

3. Use the visual dictionary and thesaurus, Visuwords, to find associated words for the words on your flashcards.
4. Listen to the audio again and write the contextual meaning of the vocabulary listed above.

### Activity 7.6

Listen to the audio and write down as many vocabularies as possible and then compare with the ones listed below the passage.

Some key vocabulary from the text can be found in the list below.

*enviable, festivals, values, modernisation, beautiful, popular, dresses, special, occasion, prominent, ethnic groups, sumptuous, meals, season, culture, heartbreak, naked, parading, dynamic, changes, inhuman, nature, significantly, programmes, foreign, wrong, root.*

Great! Do not be discouraged if you missed some of the words. However, make a personal dictionary of the vocabulary listed in the box and their meaning as used in the text (use a good dictionary or search the internet for this exercise).



We are now going to use some of the words you identified in a dialogue between Kabutey and Asiedua. Read the dialogue with your friend or classmate, one acting as Kabutey and the other as Asiedua.

Kabutey: *Where are you going looking this beautiful in your Kaba outfit?*

Asiedua: *To the festival of course! This year, I do not want to miss any part of the occasion. But wait a minute, are you not attending yourself?*

Kabutey: *It will be heartbreaking if I do not attend this Bakatwe festival. I just got myself a new Fugu for this year's occasion.*

Asiedua: *That's beautiful. I know you will not miss this festival for any reason.*

Kabutey: *You are right. I will not miss this occasion for anything. I can already smell the aroma of the sumptuous meals to be served at the palace today. Did you meet Adiza and Owuraku on your way?*

Asiedua: *Oh yes, I did. I do not think they are ready for the festive season. They were both dressed as if they just returned from America. I have advised Adiza to dress like a Ghanaian lady, but she will not just listen.*

Kabutey: *Don't worry your head my dear. There are people who will not change no matter the circumstances. So, let us keep trying till she realises she is losing her Ghanaian values as a woman. Owuraku on the other hand, I heard him quarrelling with his father this morning on his mode of dressing.*

Asiedua: *Hmm! As soon as you talk about the kind of dresses the young people wear during festive occasions, they will tell you it's modernisation. I don't know how they understand modernisation.*

Kabutey: *Say that again! We need a youth club in the community to discuss some of these pressing issues to help bring changes among young people. But for now, we will drop the discussions here, so I won't be late for the durbar.*

Asiedua: *You are right. See you at the Durbar ground then*

Kabutey: *Very well. See you.*

Well done! Keep working hard and practise more with your friends or classmates. You are going to listen to another audio passage. This will be followed by several activities for practice. Always pay attention to the new vocabulary you hear from the audio text.

**Activity 7.7**

Listen to the audio attentively and perform the activities that follow.

**Akoobooks**

**Title:** Many Miracles




**Written and narrated by:** Makafui (Carl Kugblenu)

- a) Write down the new vocabulary you heard from the audio text and look up their meanings.
- b) Pair with your friend or classmate to write the dialogues in the audio text.
- c) Role-play your written dialogues/story with your classmates or friends.

*Excellent work done! Continue to build your personal dictionary with the new vocabularies.*




# REVIEW QUESTIONS

1. Listen to the audio story below.
  - a. Identify six vocabulary and use them in oral sentences.
  - b. Narrate the story in your own words to your friend.
  - c. Work with your friend to use the vocabulary identified in the audio text to create a new oral short story.
2. Study the pictures carefully and use the correct vocabulary to talk about them.

Picture	Narrate what you see about the picture
	
	
	

# ANSWERS TO REVIEW QUESTIONS

1. society, problems, leaders, blame, politicians, country, challenge, self-inflicted, heap refuse dump, gutters, state, attitudes, harmful, existence, flood, etc.
  - a. Our leaders need our support.
  - b. We should not dump rubbish just anywhere.
  - c. There was a recent flood in my area.
  - d. Our gutters need to be cleaned.
2. Study the pictures carefully and use the correct vocabulary to talk about them.

Picture	Narrate what you see about the picture
	<p>Narrate what you see about the picture</p>
	<p>A picture of market scene (with sellers and buyers). Traders display their wares by the roadside. Customers with an assortment of bags move round to buy items</p>
	<p>A picture of a festival scene (with chiefs in their palanquins; and elders and other people on foot). Colorful display of Ghanaian cloth.</p>

## EXTENDED READING

1. Click on any of the links below to read more on words and vocabularies:
  - a. <https://www.britishcouncil.org/ten...>
  - b. <https://www.britishcouncilfoundation...>
  - c. <https://www.readnaturally.com/vo...>
  - d. <https://m.busyteacher.org/13614-...>
  - e. <https://m.youtube.com/watch>
2. MacCary, M. (2021). *Handbook for Reading*. Ebeka Book Production

## GLOSSARY

**Flashcard:** a card bearing a small amount of information on both sides to aid memorisation.

**Mnemonic Vocabulary:** it is a pattern or association to help one remember added information.

### Audio Text 4

*Listen to the audio and write down as many vocabulary as possible and then compare with the ones listed below the passage.*

*Our once enviable Ghanaian festivals are indeed losing their values because of modernisation. Long ago, our people dress in their beautiful locally made Ghanaian clothes to grace special occasions like Ghanaian festivals. Some popular dresses which are prominent during festivals include Kaba and Slit, Batakari, Kente, Fugu, to mention but few. The mode of dressing during these special occasions help to display or identify various ethnic groups in Ghana. For instance, our Northern brothers are identified with Batakari and Fugu. Also, Kaba and Slit and Kente identify our people from the Southern part of Ghana, mostly the Akan groups. Sumptuous meals which are served during the occasion include Tuo, Akple, Fufu, Kpekpele and many others.*

*Today, we no longer see the beauty of our festive seasons. We have thrown away the beautiful aspects of our culture in the name of modernisation. People now wear pair of trousers, suits, jeans with shirt to honour festivals. The heartbreak of it all is that our young men and women mostly dress half-way naked parading themselves around during festivals in Ghana. Truly, culture is dynamic, but it is only subject to changes that are inhuman in nature. The food serve during*

*Ghanaian festivals have also changed significantly to Fried Rice and Chicken, Jollof, Spaghetti, indomie, and few others. In the light of all this, programmes on our televisions today are all foreign, packaged in most Ghanaian languages. Something is definitely wrong. We need to go back to our root to start all over again because we are losing our values as Ghanaians.*

### **Audio Text Five**

*Listen carefully to the audio text and perform the activities that follow it.*

*We live in a society where everybody believes our problems are caused by our leaders. We virtually blame politicians for every problem in the country. Whichever way one may want to look at it, it is very clear that most of our challenges in the country are self-inflicted. People heap refuse in their homes and dump them into gutters when they realise it's about to rain. These gutters are built by the state to make society safe but our attitudes make them harmful to our existence. Whenever there is flood, the leader is the problem. Meanwhile, we watch people build in flood prone areas and water ways and no citizen is ready to raise the red flag. Drivers bribe police officers and heads of state institutions take bribe before they help people. Traders inflates prices of items with little or no justification and people sell at unauthorised places. The rich or powerful people in our society take away lands of innocent citizens with no reasons. People also go to work and lazy around yet they are paid their salaries in full. It is obvious that we the followers contribute about eighty percent (80%) of all our problems in the country. We hardly talk about these striking issues but we make up time to discuss politicians. Ghanaians are highly religious but religion has little effect on the way we reason as a people. Are we truly responsible citizens as expected of us? Until we all change our attitudes, we shall not see the light. We can continue to change one leader after the other but our problems will still be hanging on our necks.*

*All we need in order to solve our problems is to be patriotic, responsible, discipline and hardworking citizens for the progress of our society. We all want to turn our lives around but who will turn our nation around? Everyone has a role to play in making Ghana the true beacon of hope in Africa. Let's arise and build the Ghana we all crave for. Yes, together we can.*

## ACKNOWLEDGEMENTS



Ghana Education  
Service (GES)



## List of Contributors

Name	Institution
Benjamin Ornson Akrono	Islamic Girls SHS, Suhum
Fati Issifu	Buipe Girls' Model School
Lawrenda Osei-Anim	Accra Girls SHS